
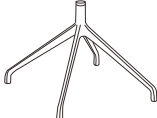


# ASSEMBLY INSTRUCTIONS

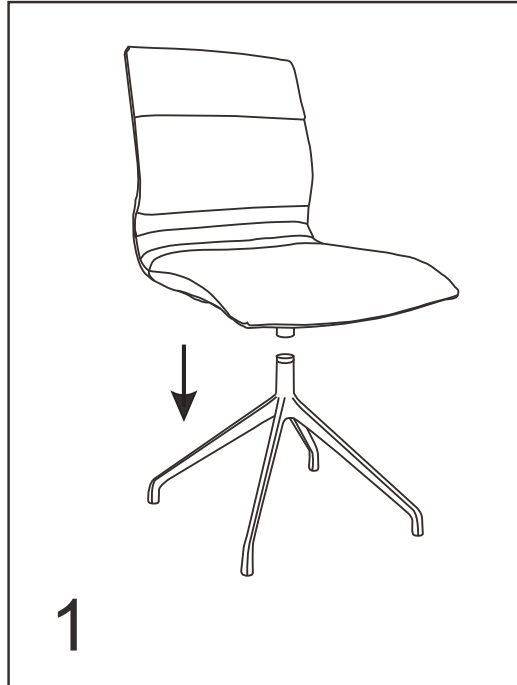
## MODEL: 10924

Before assembly, please remove all parts from the carton, verifying that you have the correct quantities, and read all the instructions.

### IN THE CARTON:

A		1
B		1

### INSTRUCTIONS:



### ⚠ ATTENTION ⚠

This chair is only meant to seat one person at a time. Do not use chair as a step stool/ladder. Ensure all bolts and screws are tightened before sitting on stool, check bolts and screws every 6 months. If any parts are missing, broken, damaged or worn, stop use of product until repairs have been made using factory authorized parts. Failure to follow these warnings may result in injury.