

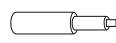








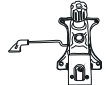

ASSEMBLY INSTRUCTIONS

MODEL: 44021

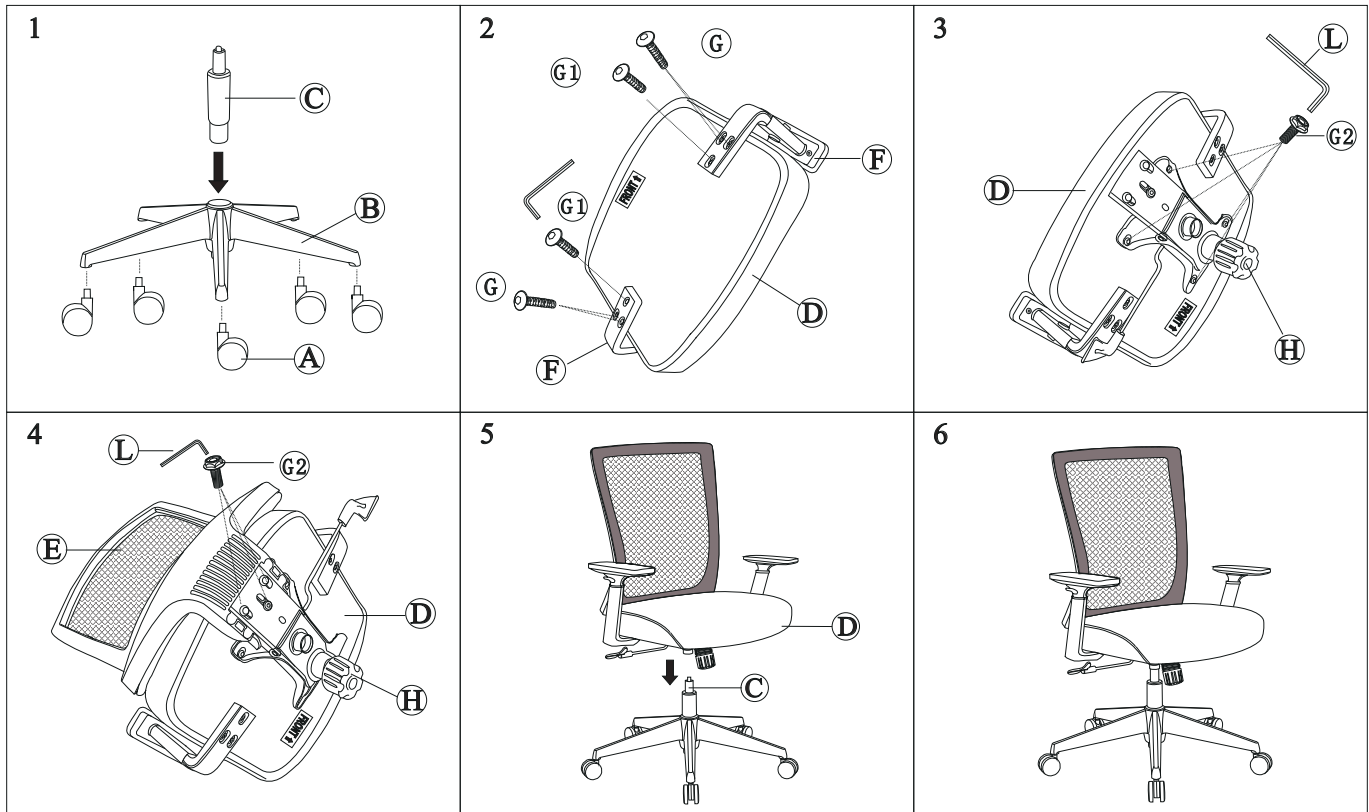
Before assembly, please remove all parts from the carton, verifying that you have the correct quantities, and read all the instructions.

IN THE CARTON:

A		5
B		1
C		1
D		1
E		1
F		2

G	 M6x40mm	4
G1	 M6x35mm	2
G2	 M8x20 mm	7
H		1
L	 5#	1

INSTRUCTIONS:



⚠ ATTENTION ⚠

This chair is only meant to seat one person at a time. Do not use chair as a step stool/ladder.
 Ensure all bolts and screws are tightened before sitting on chair, check bolts and screws every 6 months.
 If any parts are missing, broken, damaged or worn, stop use of product until repairs have been made using factory authorized parts.
 Failure to follow these warnings may result in injury.